



**SIMPLE. FLEXIBLE.
CAPABLE.**

RTS CONNECT with
Responsive Torque Control

RTS

**RESPONSIVE
TIGHTENING SYSTEM**

CORDLESS PRECISION FASTENING SYSTEMS



RTS RESPONSIVE TIGHTENING SYSTEM



Transform assembly lines with the RTS Connect, where responsive action meets torque control. Infused with Ingersoll Rand® proprietary torque control algorithm, this system is a game changer for reliable tightening. Experience effortless operations with its user-friendly interface, 40 distinct torque levels, 7 flush levels and dual speed non-contact trigger, and a 360° status beam LED ring light.

The **RTS Connect** features reactionless performance, combined with robust wireless connectivity and programmable settings, making it the tool of choice for those who demand perfection at every turn. Ready when you are, the RTS Connect doesn't just perform — it impresses.

Simple

- Multi-function color LCD display for quick setup
- Multi-color 360° status beam LED ring light
- 3 programming methods:
 - Basic setup via tool display
 - Advance setup via INSIGHT™ Connect controllers or mobile app
 - Expert setup via INSIGHTqcx™ MTC Controller

Flexible

- 8 programming configurations
- Compatible with Ingersoll Rand® IQV20™ battery platform and charger
- 4 ways to communicate with INSIGHTqcx™ controller or mobile app:
 - 802.15.4 IEEE
 - 2.4 & 5 GHz Wi-Fi
 - Bluetooth®
 - USB-C

Capable

- Proprietary Ingersoll Rand® torque control algorithms
- 40 torque levels
- 7 flush levels to work on multiple joint type
- Wirelessly connect up to 16 RTS tools to the INSIGHTqcx™ MTC controller



Ergonomics

- Eliminates torque reaction
- Best-in-class tool balance and ergonomic grip design
- Lightweight design significantly reduces operator fatigue



EASY TO USE

- Quick programming and setup
- Ergonomic design
- Full-color LCD display for quick interpretation



QUICKLY ADAPT TO CHANGES

- Programmable for standalone or connected operations
- Multiple programming options for advanced setup features
- Multi-Pset programming reduces tooling investment



MEET COMPLEX CUSTOMER NEEDS

- Reactionless performance improves operator ergonomics
- Durable, built-to-last designs
- Multi-tool connection reduces hardware footprint
- Advanced programming options to reduce rework

RTS RESPONSIVE TIGHTENING SYSTEM

RTS continuously monitors the state of the discrete-energy pulses through sensors in the tool along with motor-current feedback. RTS processes the feedback signals and applies Ingersoll Rand® proprietary torque control algorithms to determine when the fastener has become snug based on mechanism operating frequency and other factors.

ICON IDENTIFIERS Compatibility Reference



USB



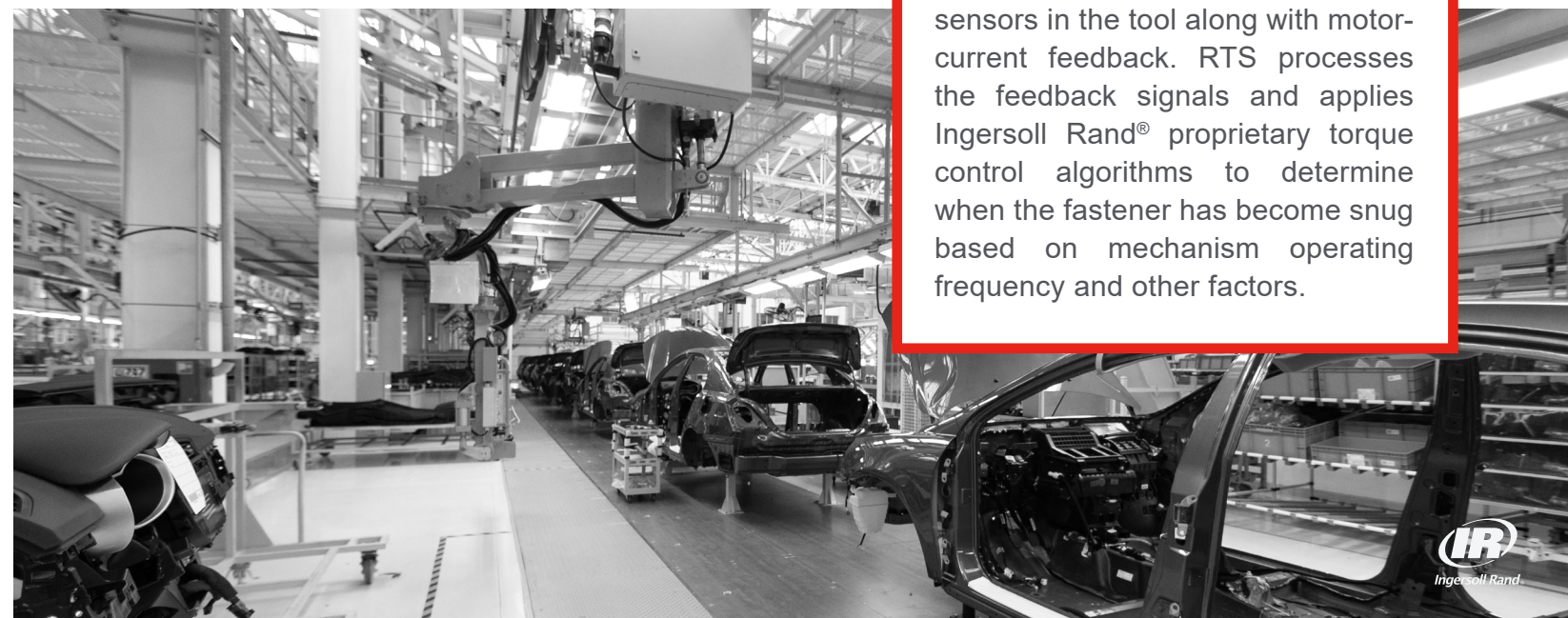
Insight Connect app



Wireless



Bluetooth®



RTS CONNECT FEATURES

Configurable LED ring light:
Red- NOK tightening
Green- OK tightening
White- task light

Responsive to **40 torque levels** and **7 flush modes**

Color LCD display and buttons for quick setup and feedback

Brushless DC motor

Programmable advanced settings:
 • Soft start
 • Rehit detection
 • Cross-thread prevention

Ergonomic anvils reduce socket vibrations

Mechanisms tuned to support torque **8-225 Nm**

Dual-speed, non-contact trigger designed for 1M+ cycles

Ingersoll Rand® IQV20™ Series battery and charger platform

Program **8 Psets** and store up to **1,200 results**

Wirelessly connectivity to **INSIGHT™** Controller and app

 **802.15.4**



FEATURE MATRIX



BASIC SETTINGS

ADVANCED SETTINGS

EXPERT SETTINGS

GENERAL SETTINGS



- 8 Psets
- 40 torque levels
- 7 flush levels
- Tightening direction
- Gang count
- Factory reset



- Soft start
- Flush detection delay
- Rehit detection and prevention
- Reverse disable
- Cross-thread reduction



- Job setup
- Job interlocks
- Accessories
- Out-of-range disable
- MES comm.
- Fieldbus comm.

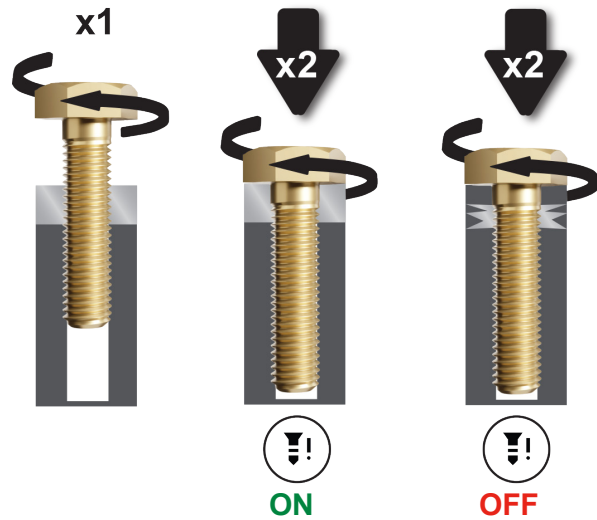


- Tool passcode
- Keypad lock
- Headlight brightness
- Keep alive
- Buzzer setup

RTS ADVANCED FEATURES

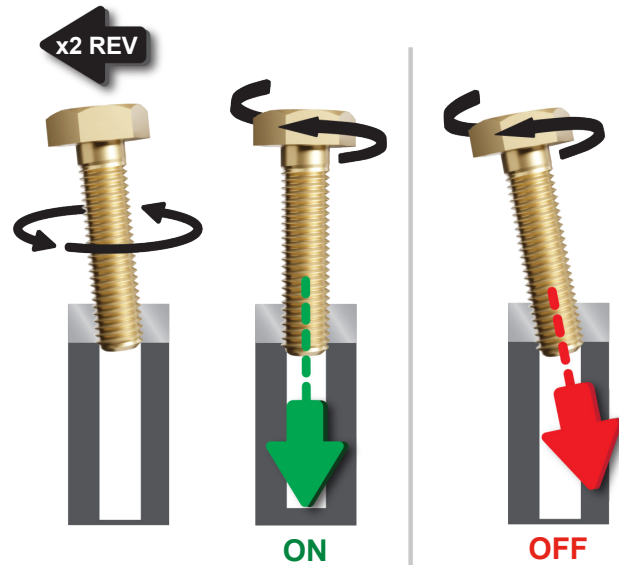
Rehit Detection Mode: When the tool detects a high load on a fastener at startup, Rehit Detection Mode immediately shuts off the tool off displays a cycle-fail indicator, alerting the operator that a fastener was previously tightened or has been cross-threaded.

Benefit: During a common fastening, there is a period of rundown during which the fastener encounters very little resistance. If high resistance is encountered at this stage, the fastener may have been tightened already, or the fastener has been cross-threaded. With Rehit Detection Mode enabled, the tool shuts down when it senses high resistance and will alert the operator that the fastener needs attention.



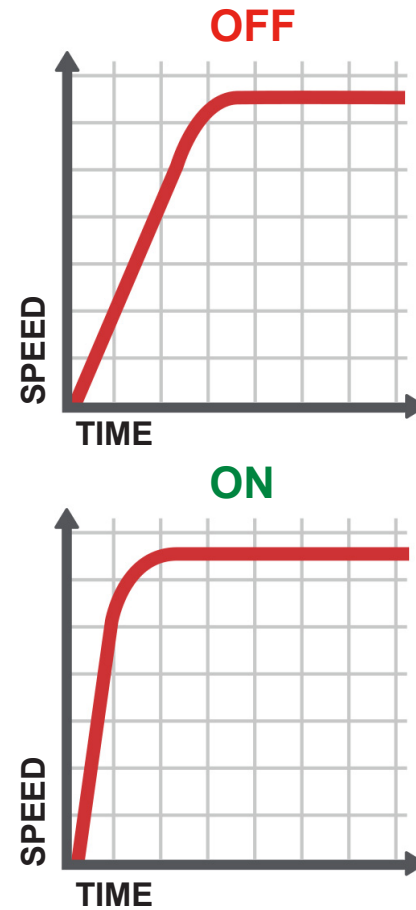
Cross-Thread Reduction: The RTS Connect turns two revolutions in the loosening direction prior to tightening a fastener to ensure better thread alignment.

Benefit: Running a fastener in the loosening direction before tightening can help reduce the risk of cross-threading by piloting the first threads in the joint and giving the operator the ability to take control over thread alignment.



Soft-Start: The tool speed gradually ramps up at the beginning of a cycle.

Benefit: A gradual speed increase during soft start gives the operator more control as they get the fasteners started.



Flush Detection Delay: The tool delays flush detection at the beginning of a cycle for a specified period of time.

Benefit: If there are loads on a fastener before it's fully seated, the flush detection algorithm may enable prematurely. When it is known that flush detection is not to occur until after a specific period of time, setting the Flush Detection Delay to that time will disable flush detection until the time has elapsed.

Rehit Prevention: The tool trigger is disabled for a specified period of time following the completion of each tightening.

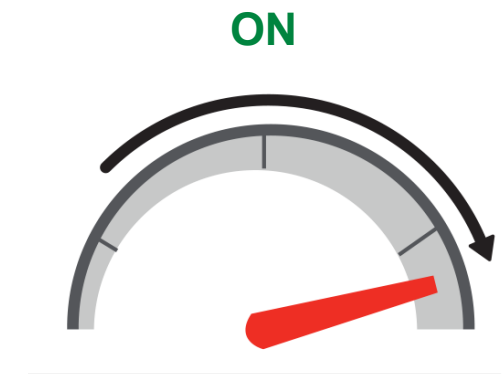

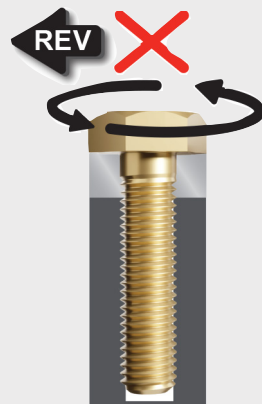
Benefit: During the rapid tightening of a series of fasteners, operator-error may occur, such as failure to advance to the next fastener or tighten the same fastener twice. When expected fastening time is known, Rehit Prevention Mode can help prevent a rehit mistake.

One Speed: The tool operates at full-speed only.

Benefit: Operators can maximize repeatability when fasteners are tightened the same way every time. One Speed provides assurance that the tool only operates at full speed, eliminating speed variation when teasing the trigger.

Reverse Disable: The tool only operates in the tightening direction.

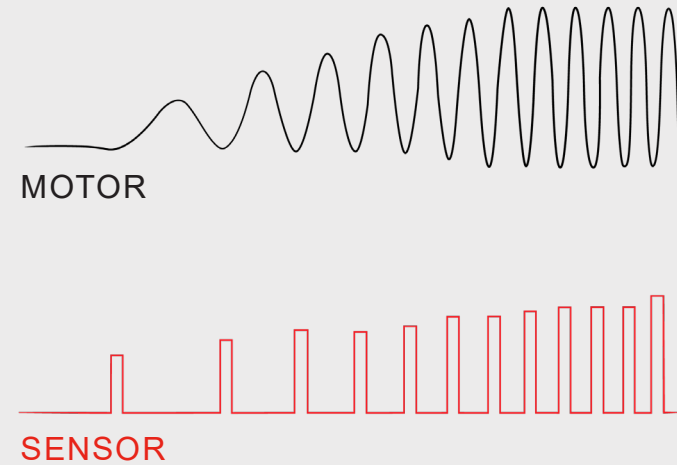
Benefit: Maintain control in production when operators are only required to install fasteners. When Reverse Disable is on, the tool will only operate in the tightening direction. Therefore, the tool cannot be used for fastener removal or for rework.



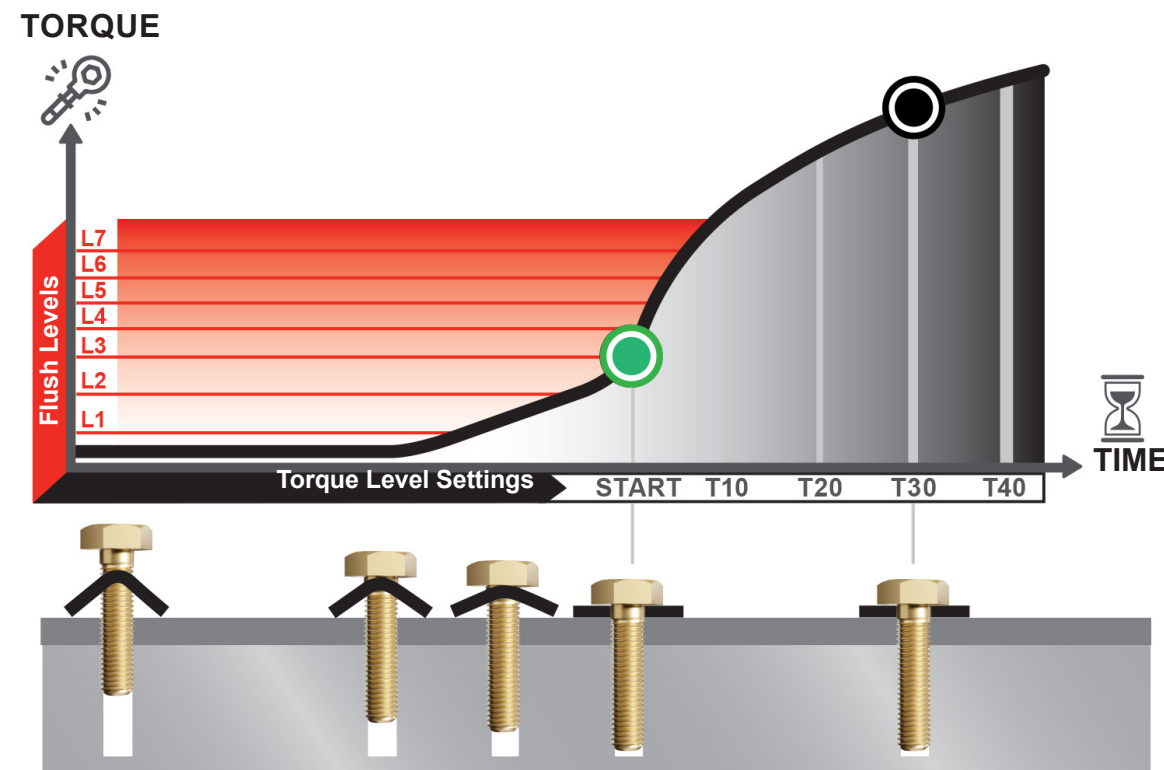
RTS TECHNOLOGY

RTS Connect features shutoff modes with programmable settings for flush level detection and torque level. In these modes, the tool runs down a fastener freely and senses when the flush point has been reached based on the Flush Level setting. Then, the tool delivers pulses of torque to the fastener based on the Torque Level setting and automatically shuts off.

The proprietary algorithms of RTS Connect receive amplitude and frequency inputs from the on-board sensor and motor at a rate of 10,000 samples per second. These inputs facilitate accurate tracking of the state of the discrete-energy mechanism and parameter calculations for flush detection and tightening.



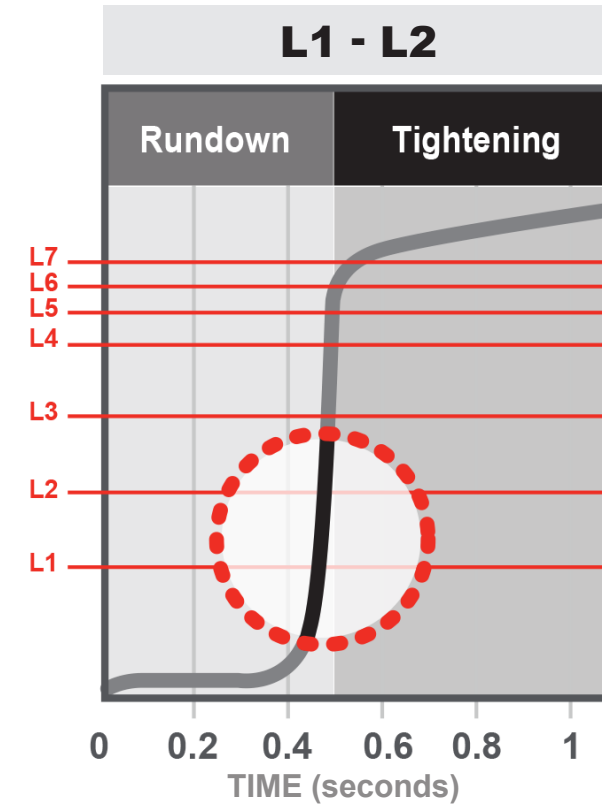
Torque Level Setting (T1 – T40): The setting is the duration after flush point detection when the tool delivers pulses of torque to the fastener before automatically shutting off. With 40 settings, the delivered torque may be best aligned with the actual torque requirement.



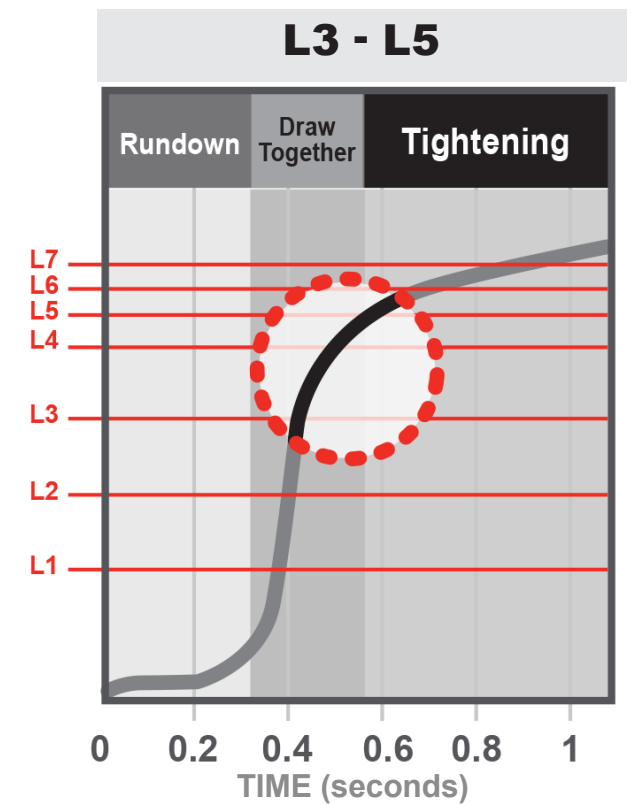
Example Shown:
Flush Level Setting L3
● Flush Point Detection
● Auto Shut-Off

Flush Level Setting (L1 – L7): This setting determines the required level of sensitivity that indicates the flush point has been reached. With 7 available options, the tool can determine the flush point that best aligns with actual joint behavior.

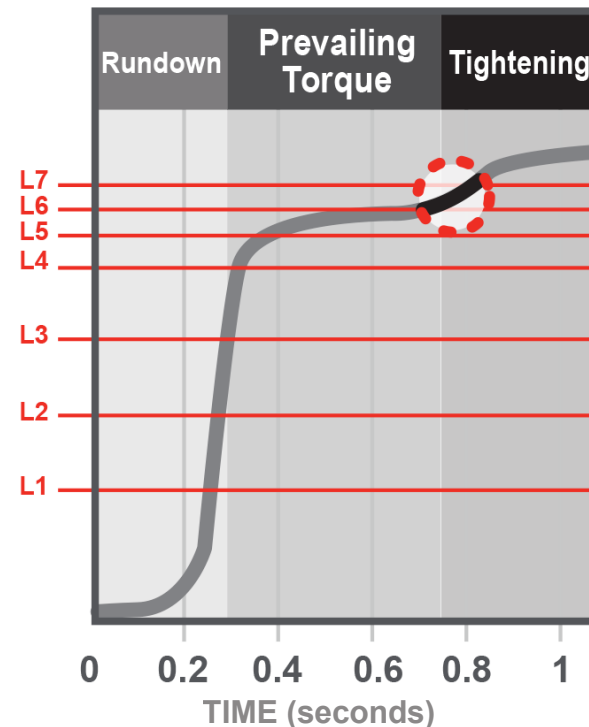
FLUSH LEVEL SETTINGS



The **highest sensitivity** and least discriminating to reach. Best for hard joints and joints that reach the snug point immediately following rundown completion.



A **medium sensitivity** setting that's best for softer joints and joints that involve drawing parts together.



L6 - L7
The **lowest sensitivity** setting, L6 and L7, are the most discriminating to reach. They are best for joints that must overcome high prevailing torque before reaching the snug point.

CONTROLLER FEATURES



SIMPLE

FLEXIBLE

CAPABLE

*Depending on tool type

INSIGHT™ CONNECT APP

The INSIGHT™ Connect app helps you stay productive, mobile, and in control of your fastening processes.

When you use the INSIGHT™ Connect app, you can program any Ingersoll Rand® RTS Connect Series or QX Connect Series™ via smartphone or tablet. This eliminates the need for additional technical training, special software, or plant network permissions. Operators can use the app to quickly program basic or advanced tightening parameters.

Once installed, the INSIGHT™ Connect app can operate offline, making it functional in large facilities or other locations, where Internet connectivity may be unreliable, increasing uptime and maximizing ease of use. The INSIGHT™ Connect app is the perfect companion to the RTS Connect and QX Connect Series™ tools, connecting to each tool wirelessly via Bluetooth®.



Download on the App Store

GET IT ON Google Play

Bluetooth

USB

BY THE NUMBERS

SOFTWARE



256
JOBS



32
PSETS

** Depends on tool type*



obs



Web-Based
Programming

**Not
Required**



• PC Software
• PC License

- ✓ Logic rules for JOB sequencing
- ✓ Barcode function: USB, Serial, Ethernet
- ✓ Manual barcode entry option
- ✓ Quick programming mode
- ✓ Advanced programming mode
- ✓ Unrestricted programming from controller or remote
- ✓ Embedded, context-specific help
- ✓ Email statistics alarms direct from controller
- ✓ Multi-language support
- ✓ Onboard tool diagnostics
- ✓ Trace transfer over open protocol for transducerized tools

ONBOARD DATA STORAGE

- ✓ Removable SSD card stores ALL settings and data
- ✓ Complete controller settings and data recovery through SSD swap
- ✓ Full USB backup and restore function

500k

- Audit Logs
- System Logs
- Event Logs
- Tightening Results

CONNECTIVITY

2
Fieldbus
Options

Ethernet IP, ProfiNet

7
MES Protocol
Options

Open Protocol, Ford Open Protocol, ToolsNet, Toyota PokeYoke, VW XML, IR Ethernet EOR, & Nissan Serial EOR

HARDWARE



60sec

Boot
Time



2

Tool Families
RTS and QCX



4

USB
2.0 Ports



7"

Full-color
Touch Screen



2

Ethernet Ports
10/100, 10/100/1K

Choose between multiple user-friendly communication options for easy integration.

All models are equipped with 5 communication options:

- 2.4 GHz Wi-Fi
- 5 GHz Wi-Fi
- 802.15.4 Radio
- Bluetooth®
- USB-C

The RTS Connect seamlessly integrates with the INSIGHTqcx™ Controller and the INSIGHT™ Connect mobile app through a variety of communication options. The tools easily adapt to changing customer requirements with multiple communication.



Connectivity • Complete Control • Confidently Secure

- Connect up to 16 RTS tools to controller
- Security authentication
- Dual-band communication
- Extended coverage on mesh networks



RTS CONNECT ACCESSORIES

Unlock even more flexibility and ease of use with a wide range of accessories that meet your specific application needs. RTS Series Precision Fastening Systems are compatible with a variety of plug-and-play accessories that maximize your manufacturing line's productivity.

ACCESSORIES FOR ANY APPLICATION

- Battery chargers and packs
- Suspension bales
- Tool display protectors
- Spring balancers
- Socket selector trays
- Boots



TECHNICAL SPECIFICATIONS

RTS MODELS

Model	Drive	Retainer Type	Fastener Size	Torque Range (Nm)	Torque Range (in-lbs)	Weight w/o Battery lb (kg)	Length w/o Socket in (mm)	Side to Center Distance in (mm)
RTS025PQ4	1/4" Hex	Quick-Change	M6-M8	8-25	70-220	2.3 (1.05)	6.1 (155)	1.2 (30.5)
RTS060PS6	3/8" Square	Pin Detent	M8-M10	12-60	105-530	2.4 (1.07)	6.4 (163)	1.2 (30.5)
RTS060PH6	3/8" Square	Hog Ring/Thru Hole	M8-M10	12-60	105-530	2.4 (1.07)	6.5 (164)	1.2 (30.5)
RTS060PS8	1/2" Square	Pin Detent	M8-M10	12-60	105-530	2.4 (1.09)	6.7 (169)	1.2 (30.5)
RTS060PH8	1/2" Square	Hog Ring/Thru Hole	M8-M10	12-60	105-530	2.4 (1.09)	6.7 (170)	1.2 (30.5)
RTS140PS8	1/2" Square	Pin Detent	M10-M14	30-140	265-1240	2.4 (1.1)	6.7 (169)	1.2 (30.5)
RTS140PH8	1/2" Square	Hog Ring/Thru Hole	M10-M14	30-140	265-1240	2.4 (1.1)	6.7 (170)	1.2 (30.5)
RTS225PS8	1/2" Square	Pin Detent	M12-M18	60-225	530-2000	2.5 (1.12)	6.7 (169)	1.2 (30.5)
RTS225PH8	1/2" Square	Hog Ring/Thru Hole	M12-M18	60-225	530-2000	2.5 (1.12)	6.7 (170)	1.2 (30.5)

RTS KITS

Model	Kits
RTS025PQ4-K2	RTS 25Nm 1/4" Quick Change, 2.5Ah Battery Kit
RTS060PS6-K2	RTS 60Nm 3/8" Pin Retainer, 2.5Ah Battery Kit
RTS060PH6-K2	RTS 60Nm 3/8" Hog Ring/Thru Hole, 2.5Ah Battery Kit
RTS060PS8-K2	RTS 60Nm 1/2" Pin Retainer, 2.5Ah Battery Kit
RTS060PH8-K2	RTS 60Nm 1/2" Hog Ring/Thru Hole, 2.5Ah Battery Kit
RTS140PS8-K2	RTS 140Nm 1/2" Pin Retainer, 2.5Ah Battery Kit
RTS140PH8-K2	RTS 140Nm 1/2" Hog Ring/Thru Hole, 2.5Ah Battery Kit
RTS225PS8-K2	RTS 225Nm 1/2" Pin Retainer, 5.0Ah Battery Kit
RTS225PH8-K2	RTS 225Nm 1/2" Hog Ring/Thru Hole, 5.0Ah Battery Kit

All kits come with; 1 tool, 2 batteries and 1 charger

MTC LICENSE

Model	Description
MTC-SW-BS-1	MTC Activation, 1 Tool Add-on
MTC-SW-BS-2	MTC Activation, 2 Tools Add-on
MTC-SW-BS-4	MTC Activation, 4 Tools Add-on
MTC-SW-BS-6	MTC Activation, 6 Tools Add-on
MTC-SW-BS-9	MTC Activation, 9 Tools Add-on
MTC-SW-BS-15	MTC Activation, 15 Tools Add-on



IQV20™ Series 20V,
5.0Ah - Lithium-Ion Battery
BL2022



IQV20™ Series 20V
Battery Charger
BC1121



IQV20™ Series Li-Ion
Dual Bay Charger
BC1221




IQV20™ Series 20V,
2.5Ah - Lithium-Ion Battery
BL2012



Boot
TP-RTS-BOOT-RD



Socket Selector
Tray



Suspension Bale
48382147 (VP1-365)



Spring
Balancer



Tool Display Protector
TP-RTS-144



RTS RESPONSIVE TIGHTENING SYSTEM



Learn more at www.ingersollrand.com



Ingersoll Rand (NYSE:IR), driven by an entrepreneurial spirit and ownership mindset, is dedicated to helping make life better for our employees, customers and communities. Customers lean on us for our technology-driven excellence in mission-critical flow creation and industrial solutions across 40+ respected brands where our products and services excel in the most complex and harsh conditions. Our employees develop customers for life through their daily commitment to expertise, productivity and efficiency.